

DISCUSSION PAPER SERIES

No. 7334

BUSINESS CYCLE DEPENDENT UNEMPLOYMENT INSURANCE

Torben M Andersen and Michael Svarer

LABOUR ECONOMICS



Centre for **E**conomic **P**olicy **R**esearch

www.cepr.org

Available online at:

www.cepr.org/pubs/dps/DP7334.asp

BUSINESS CYCLE DEPENDENT UNEMPLOYMENT INSURANCE

Torben M Andersen, University of Aarhus and CEPR
Michael Svarer, University of Aarhus

Discussion Paper No. 7334
June 2009

Centre for Economic Policy Research
53–56 Gt Sutton St, London EC1V 0DG, UK
Tel: (44 20) 7183 8801, Fax: (44 20) 7183 8820
Email: cepr@cepr.org, Website: www.cepr.org

This Discussion Paper is issued under the auspices of the Centre's research programme in **LABOUR ECONOMICS**. Any opinions expressed here are those of the author(s) and not those of the Centre for Economic Policy Research. Research disseminated by CEPR may include views on policy, but the Centre itself takes no institutional policy positions.

The Centre for Economic Policy Research was established in 1983 as an educational charity, to promote independent analysis and public discussion of open economies and the relations among them. It is pluralist and non-partisan, bringing economic research to bear on the analysis of medium- and long-run policy questions.

These Discussion Papers often represent preliminary or incomplete work, circulated to encourage discussion and comment. Citation and use of such a paper should take account of its provisional character.

Copyright: Torben M Andersen and Michael Svarer

June 2009

ABSTRACT

Business Cycle Dependent Unemployment Insurance*

The consequences of business cycle contingencies in unemployment insurance systems are considered in a search-matching model allowing for shifts between "good" and "bad" states of nature. We show that not only is there an insurance argument for such contingencies, but also an incentive argument. If benefits are less distortionary in a recession than a boom, it follows that countercyclical benefits reduce average distortions compared to state independent benefits. We show that optimal benefits are state contingent and tend to reduce the structural (average) unemployment rate, although the variability of unemployment may increase.

JEL Classification: H4 and J6

Keywords: business cycle, incentives, insurance and unemployment benefits,

Torben M Andersen
Department of Economics
University of Aarhus
DK-8000 Aarhus C
DENMARK
Email: tandersen@econ.au.dk

Michael Svarer
Department of Economics
University of Aarhus
DK-8000 Aarhus C
DENMARK
Email: msvarer@econ.au.dk

For further Discussion Papers by this author see:
www.cepr.org/pubs/new-dps/dplist.asp?authorid=104492

For further Discussion Papers by this author see:
www.cepr.org/pubs/new-dps/dplist.asp?authorid=162133

* We are grateful to participants at a workshop in Kiel and a seminar at IFAU, Uppsala for useful comments, and to Mark Strøm Kristoffersen for efficient research assistance.

Submitted 25 May 2009

1 Introduction

Optimal unemployment insurance systems trade off incentives and insurance. Since unemployment risk is intimately related to the business cycle situation, it is to be expected that the value of insurance is business cycle dependent. At the same time, it may be conjectured that the distortions from unemployment insurance may be larger in periods with low unemployment, and vice versa. Both of these effects go in the direction of making optimal benefit levels counter-cyclical; that is, benefit generosity is high when unemployment is high, and low when unemployment is low.

Some countries have explicit rules linking elements of the unemployment insurance system to the state of the labour market. Probably the most sophisticated scheme is found in Canada where benefit eligibility, levels, and duration depend on the level of unemployment according to pre-determined rules¹. The US has a system of extended benefit duration in high unemployment periods (see Committee on Way and Means (2004)). Other countries have pursued a more discretionary approach - in some cases in a semi automatic fashion² - by adjusting labour market policies to the state of the labour market; i.e. extending benefits or labour market policies in general in high unemployment periods, and tightening the schemes in periods with low unemployment.

The issue of business cycle contingencies in unemployment insurance has gained further interest in perspective of the downturn induced by the financial crisis. Calls for increases in unemployment benefits or extension of benefit duration have been made by e.g. the IMF and the OECD (see Spilimbergo et al. (2008) and OECD (2009)), and if such changes are made, it is an important issue whether they should be made contingent on the business cycle to prevent that these changes become permanent.

There is a large literature on the design of unemployment insurance schemes. Since Baily (1978) it is well-known that the optimal benefit level trades-off insurance and incentives. Recent work has extended these insights in various directions (for a survey see e.g. Frederiksson and Holmlund (2006)). Surprisingly, there is neither a large theoretical literature on the effects of business cycle dependent unemployment insurance nor an empirical literature³ exploring the state dependencies in the effects of various

¹See <http://www.hrsdc.gc.ca/eng/ei/menu/eihome.shtml>.

²Sweden is an example of a country which has used labour market policies in this way.

³The few exceptions are: Moffitt (1985), Arulampalam and Stewart (1995), Jurajda

labour market policies including the benefit level. Kiley (2003) and Sanchez (2008) argue within a search framework that the initial benefit level should be higher and its negative duration dependence weaker in a business cycle downturn compared to an upturn. Both models are partial and rely on the assumption that benefits are more distortionary in a boom⁴. In Andersen and Svarer (2008), it is shown that the optimality of counter-cyclical benefit levels depends not only on the possibility of using the public budget as a buffer but also whether distortions move pro-cyclically. If this is the case, counter-cyclical unemployment benefits may also contribute to lower the structural (average) unemployment rate. However, the model is static and does not allow for changes in the business cycle situation.

This paper develops a search model in which the business cycle situation may change between "good" and "bad" states of nature⁵. Matching frictions imply a co-existence of unemployed persons and vacant jobs, but the underlying job separation rates and job finding rates are business cycle dependent. The unemployment benefit scheme is tax financed, and benefits are allowed to be business cycle dependent. Since the main issue in this paper is the trade-off between insurance and incentive, the model is cast in such a way that focus is on how unemployment benefits affect job search incentives. The paper addresses both the positive issue of how such state contingencies affect labour market performance and the normative issue of the optimal state contingencies to build into unemployment insurance schemes.

In addition, business cycle dependent unemployment benefits would also strengthen automatic stabilizers, which may have effects via aggregate demand effects. Such effects do not arise in the present framework which focuses on the structural consequences of business cycle dependent benefit levels.

A key finding of the paper is that the distortion of search incentives caused

and Tannery (2003), and Røed and Zhang (2005). The first three of these studies find that benefits affect incentives less in a downturn, whereas the study by Røed & Zhang does not find any differences in the effect of benefits on incentives across the business cycle.

⁴In a related study, Costain and Reiter (2005) analyse a business cycle model with exogenous search state allowing for contingencies in social security contributions levied on firms and unemployment benefits. In this model the public budget does not need to balance in each state due to contingent assets traded with risk neutral capitalists. It is shown that it is optimal to have pro-cyclical social security contributions, while benefits are almost state invariant.

⁵The main modelling difficulty here is to ensure stationarity of public finances under a tax financed unemployment insurance scheme. This is done by the specific assumptions concerning state transitions and the tax policy.

by benefits tends to be business cycle dependent in a pro-cyclical way; i.e. a high benefit level distorts incentives more in a good than a bad business cycle situation. At the same time, insurance arguments may call for counter-cyclical benefit levels. This has two important implications, namely, first that optimal benefits may be counter-cyclical, and second that the structural (average) unemployment rate could be lower with business cycle contingent compared to business cycle independent benefits. However, as a consequence the actual unemployment rate may become more variable.

In addition, it is shown that the possible change in the business cycle situation has an important effect on search behaviour and therefore on unemployment and other key variables. The reason is that agents perceive the possibility of a change in the business cycle situation, and this affects the search behaviour of the unemployed. Clearly, this effect depends on both the difference between the two states of nature and the likelihood of a change in the business cycle situation. This may even imply that counter-cyclical benefits may increase search effort in both states of nature, and therefore cause a fall in unemployment in both states. This arises if the business cycle situation is not very persistent and if agents in a downturn expect a shift to an upturn with a higher job finding rate.

The paper is organized as follows: The model is set up in section 2, and as a prelude to the subsequent discussion, section 3 briefly considers as a benchmark case the one state version of the model. The main results are given in section 4 exploring both the consequences of business cycle dependent benefit levels and the optimal benefit levels. Concluding remarks are given in section 5.

2 A search matching model with business cycles

Consider a standard search matching model of the Pissarides-Mortensen type in continuous time (see e.g. Mortensen and Pissarides (1994) and Pissarides (2000)). All workers are ex-ante identical and have the same productivity. Workers search for jobs, but a matching friction implies that unemployment and vacancies coexist. Firms create vacancies, and filled jobs are destroyed by some exogenous separation rate p ($p \in [0, 1]$). All probabilities are parameters of the associated time homogeneous Poisson process.

The state of nature evolves between two states, *good* (G) and *bad* (B), with the following (symmetric) transition⁶ probabilities⁷

present \ past state	B	G
B	π	$1 - \pi$
G	$1 - \pi$	π

where $0 \leq \pi \leq 1$. This formulation captures that if the economy is in a boom (recession), this state of nature may continue with probability π and terminate and turn into a recession (boom) with probability $1 - \pi$. Hence, π is also a measure of the persistence in the current business cycle situation.

The job separation rate p is in the four possible states of nature given as follows

present \ past state	B	G
B	p_{BB}	p_{BG}
G	p_{GB}	$p_{GG} < p_{BB}$

i.e. the basic transition is between a regime with either a low level (p_{GG}) or high level ($p_{BB} > p_{GG}$) of job separations. Upon transition there is an extraordinarily high ($p_{BG} > p_{BB}$) or low ($p_{GB} < p_{GG}$) level of job separations (see below)⁸.

There is an unemployment benefit scheme providing a flow benefit b to unemployed workers, and it is financed by a proportional wage income tax (τ) and a lump sum tax (T) (see below). The inclusion of lump sum taxes makes the analysis involving four possible states of nature and public budget effects more transparent. The key problem is that the budget balance in general will display path dependence. To cope with this and to ensure stable debt levels, policies will in general have to be path dependent. This is captured via the lump-sum tax. The income tax rate is assumed state independent,

⁶We assume a symmetric transition matrix to simplify the analysis. Empirical evidence indicates some asymmetry with more persistence in good than in bad business cycle situations. The estimated value of π in discrete models on quarterly data is in the range 0.7 to 0.9, see Hamilton (1994). In a three state model (recession, normal and high growth) somewhat higher levels of persistence are found, see Artis et al. (2004).

⁷Note that the unconditional stationary probability of being in a given state B or G is $\Pr(G) = \Pr(B) = \frac{1}{2}$. The unconditional probabilities of the four possible states are: $\Pr(BB) = \Pr(GG) = \frac{1}{2}\pi$ and $\Pr(GB) = \Pr(BG) = \frac{1}{2}(1 - \pi)$.

⁸There has been some debate on the extent to which changes in the job separation rate are a driver of unemployment fluctuations, especially in the US (see Shimer (2005)). Elsbj et al. (2008) find that the US is an outlier compared to other OECD countries where fluctuations in both inflow and outflow rates are found to be important.

while the benefit level may depend on whether the state is "good" or "bad". Note that there are no marginal labour supply decisions (intensive margin) in the following, so the use of lump sum taxation does not affect any results, but serves the purpose of making the analysis more simple and transparent. Search is affected by the gains from employment and thus net taxes and benefits.

2.1 Individual utility and search effort

Consider an infinite number of identical households, and normalize the population size to unity. Employed workers receive a wage w and work l hours. Both w and l are business cycle independent, and the instantaneous utility is assumed to be separable in the utility from consumption (first term) and leisure (second term), i.e.

$$h(w[1 - \tau] - T_{ij}) + e(1 - l)$$

where τ is the business cycle independent income tax rate, and T_{ij} is the lump sum tax paid if the current state is i and the previous state j . Working hours l are exogenous, and the time endowment has been normalized to 1. Both $h()$ and $e()$ are concave functions. The instantaneous utility for unemployed is similarly assumed separable over consumption and leisure and given by

$$g(b_i - T_{ij}) + f(1 - s_{ij})$$

where s_{ij} is time spent searching for a job if the current state is i and the previous state j . The utility functions g and f are concave, and the assumption that the utility of consumption and leisure for unemployed differs from that of employed makes it possible to capture possible stigmatizing effects of unemployment (if $g(y) \leq h(y)$ for all y and/or $f(1 - x) \leq e(1 - x)$ for all x). Note that the separability assumption ensures that search is not dependent on current income (see below)⁹. In addition, note that the benefit level only takes two values conditional on the current state, whereas the lump sum tax also depends on the past state. This results in four different levels of net compensation to the unemployed.

Value functions

⁹There is no on-the-job search since all jobs are assumed identical and have the same wage.

Consider first the value functions for currently employed workers (W_{ij}^E) in a given current state (i) and past state (j).

$$\begin{aligned}
\rho W_{BB}^E &= h(w[1-\tau] - T_{BB}) + e(1-l) + \pi p_{BB} [W_{BB}^U - W_{BB}^E] \\
&\quad + (1-\pi) [(1-p_{GB}) [W_{GB}^E - W_{BB}^E] + p_{GB} [W_{GB}^U - W_{BB}^E]] \\
\rho W_{BG}^E &= h(w[1-\tau] - T_{BG}) + e(1-l) + W_{BB}^E - W_{BG}^E + \pi p_{BB} [W_{BB}^U - W_{BB}^E] \\
&\quad + (1-\pi) [(1-p_{GB}) [W_{GB}^E - W_{BB}^E] + p_{GB} [W_{GB}^U - W_{BB}^E]] \\
\rho W_{GG}^E &= h(w[1-\tau] - T_{GG}) + e(1-l) + \pi p_{GG} [W_{GG}^U - W_{GG}^E] \\
&\quad + (1-\pi) [(1-p_{BG}) [W_{BG}^E - W_{GG}^E] + p_{BG} [W_{BG}^U - W_{GG}^E]] \\
\rho W_{GB}^E &= h(w[1-\tau] - T_{GB}) + e(1-l) + W_{GG}^E - W_{GB}^E + \pi p_{GG} [W_{GG}^U - W_{GG}^E] \\
&\quad + (1-\pi) [(1-p_{BG}) [W_{BG}^E - W_{GG}^E] + p_{BG} [W_{BG}^U - W_{GG}^E]]
\end{aligned}$$

where ρ is the subjective discount rate. The value function for current unemployed workers in a given current state (i) and a past state (j) is denoted W_{ij}^U :

$$\begin{aligned}
\rho W_{BB}^U &= g(b_B - T_{BB}) + f(1-s_{BB}) + \pi \alpha_B s_{BB} [W_{BB}^E - W_{BB}^U] \\
&\quad + (1-\pi) [(1-\alpha_G s_{BB}) [W_{GB}^U - W_{BB}^U] + \alpha_G s_{BB} [W_{GB}^E - W_{BB}^U]] \\
\rho W_{BG}^U &= g(b_B - T_{BG}) + f(1-s_{BG}) + W_{BB}^U - W_{BG}^U + \pi \alpha_B s_{BG} [W_{BB}^E - W_{BB}^U] \\
&\quad + (1-\pi) [(1-\alpha_G s_{BG}) [W_{GB}^U - W_{BB}^U] + \alpha_G s_{BG} [W_{GB}^E - W_{BB}^U]] \\
\rho W_{GG}^U &= g(b_G - T_{GG}) + f(1-s_{GG}) + \pi \alpha_G s_{GG} [W_{GG}^E - W_{GG}^U] \\
&\quad + (1-\pi) [(1-\alpha_B s_{GG}) [W_{BG}^U - W_{GG}^U] + \alpha_B s_{GG} [W_{BG}^E - W_{GG}^U]] \\
\rho W_{GB}^U &= g(b_G - T_{GB}) + f(1-s_{GB}) + W_{GG}^U - W_{GB}^U + \pi \alpha_G s_{GB} [W_{GG}^E - W_{GG}^U] \\
&\quad + (1-\pi) [(1-\alpha_B s_{GB}) [W_{BG}^U - W_{GG}^U] + \alpha_B s_{GB} [W_{BG}^E - W_{GG}^U]]
\end{aligned}$$

We focus here only on risk sharing via the unemployment insurance scheme. One issue is the role private savings may play as a buffer and thus self-insurance mechanism¹⁰. Allowing for interaction between different forms of insurance will complicate the analysis, and since risk diversification offered

¹⁰The issue of how individual savings can be a buffer and thus a form of self-insurance in the case of unemployment has been analysed in relation to unemployment insurance benefit in e.g. Lenz and Tranæs (2005) and the wider context of so-called welfare accounts by Bovenberg, Hansen and Sørensen (2008).

by savings is incomplete¹¹, we focus only on the unemployment insurance scheme. However, note that in the special case where utility functions over consumption are linear ($h(w[1-\tau] - T_{ij}) = w[1-\tau] - T_{ij}$ and $g(b_i - T_{ij}) = b_i - T_{ij}$) and the discount rate ρ is interpreted as the market rate of interest, the value functions equal the expected present value of income (net of disutility from work/search). This special case can therefore be interpreted as reflecting a situation with a perfect capital market allowing individuals to smooth consumption via saving/dissaving.

Job Search

Individuals choose search effort s_{ij} to maximize W_{ij}^U , taking all "macro" variables as given. The first order conditions to the search problem read¹²

$$f'(1 - s_{BB}) = \pi\alpha_B [W_{BB}^E - W_{BB}^U] + (1 - \pi)\alpha_G [W_{GB}^E - W_{GB}^U] \quad (1)$$

$$f'(1 - s_{BG}) = \pi\alpha_B [W_{BB}^E - W_{BB}^U] + (1 - \pi)\alpha_G [W_{GB}^E - W_{GB}^U] \quad (2)$$

$$f'(1 - s_{GG}) = \pi\alpha_G [W_{GG}^E - W_{GG}^U] + (1 - \pi)\alpha_B [W_{BG}^E - W_{BG}^U] \quad (3)$$

$$f'(1 - s_{GB}) = \pi\alpha_G [W_{GG}^E - W_{GG}^U] + (1 - \pi)\alpha_B [W_{BG}^E - W_{BG}^U] \quad (4)$$

Note that search depends, in the usual way, on the gain from shifting from unemployment into a job. However, since the business cycle situation may change, job search depends on the gain from finding a job if remaining in the current state (probability π) and the gain if there is a shift in the state of nature (probability $1 - \pi$). The higher π , the more search is affected by the current state, and vice versa.

It follows immediately that search depends on the current state of nature only, and hence there are only two levels of search, i.e.

$$s_{BB} = s_{BG} = s_B$$

$$s_{GG} = s_{GB} = s_G$$

¹¹The scope for self-insurance via savings is restricted both due to capital market imperfections affecting the scope for intertemporal diversification and the fact that savings and accumulation of wealth do not provide much insurance for young workers (see e.g. Bailey (1976) and Chetty (2008)). Empirical evidence shows that unemployment is associated with reductions in consumption, and that a large fraction of unemployed are liquidity constrained, see e.g. Gruber (1997) and Bloemen and Stanca (2005). The argument that risk diversification via savings is incomplete is here taken to the limit.

¹²Concavity of the f function ensures that the second order conditions are fulfilled.

The intuition behind this implication is that the search decision is forward-looking since current search influences the future labour market status, and therefore it is independent of the past state¹³.

The possibility of shifts in the state of nature affects search as is seen by first considering the special case where $\pi = 1$. Here we have

$$s_B > s_G \text{ for } \alpha_B [W_{BB}^E - W_{BB}^U] > \alpha_G [W_{GG}^E - W_{GG}^U].$$

That is, if the expected gain from finding a job (=job finding rate α times gain from being employed $W^E - W^U$) is larger in the bad state than in the good state, then agents search more in the bad than the good state of nature, and vice versa.

Considering next how the possibility of a change in the state of nature captured by π affects search, we have

$$\begin{aligned} \text{sign} \left(\frac{\partial s_G}{\partial \pi} \right) &= \text{sign} \left(\alpha_G [W_{GG}^E - W_{GG}^U] - \alpha_B [W_{BG}^E - W_{BG}^U] \right) \\ \text{sign} \left(\frac{\partial s_B}{\partial \pi} \right) &= \text{sign} \left(\alpha_B [W_{BB}^E - W_{BB}^U] - \alpha_G [W_{GB}^E - W_{GB}^U] \right) \end{aligned}$$

More persistence in the business cycle situation (higher π) tends to increase search effort if the expected gain from search is higher in the current state than in the new "swing" state, and vice versa.

Intuitively, the need for insurance is larger, the larger the unemployment rate (job separation rate). The present framework captures this. To see this, note first that the instantaneous utility of benefits is $g(b)$. However, the expected duration of unemployment captured by the job finding rate α is also of importance. If the job finding rate is high, the consequences of being unemployed are less severe than if it is low, and therefore benefits matter less. To see this, consider the one state case ($\pi = 1$) where we have

$$[\rho + \alpha s] W^U = g(b) + f(1 - s) + \alpha s W^E$$

As expected, an increase in benefits leads to an improvement in the situation for the unemployed

$$\frac{\partial W^U}{\partial b} = \frac{g_c(b)}{\rho + \alpha s} > 0$$

¹³Note that the separability assumption is crucial for this property.

The marginal value to the unemployed of a change in unemployment benefits (which later is shown to be crucial for optimal benefit levels) is decreasing in the job finding rate α

$$\frac{\partial}{\partial \alpha} \frac{\partial W^U}{\partial b} < 0$$

The reason is straightforward: the higher the job finding rate, the shorter is the expected duration of an unemployment spell, and hence the less valuable is it to have high benefits. By implication, the marginal value of benefits is higher when the job finding rate is low.

2.2 Firms

A filled job generates an output (exogenous) y , and firms can create job vacancies at a flow cost of ky ($k > 0$). A filled job may be destroyed in the next period if there is a job separation. The value of a filled job in a given state of nature is

$$\rho J_B^E = y - w + \pi p_{BB}(J_B^V - J_B^E) + (1 - \pi) [p_{GB}(J_G^V - J_B^E) + (1 - p_{GB})(J_G^E - J_B^E)] \quad (5)$$

$$\rho J_G^E = y - w + \pi p_{GG}(J_G^V - J_G^E) + (1 - \pi) [p_{BG}(J_B^V - J_G^E) + (1 - p_{BG})(J_B^E - J_G^E)] \quad (6)$$

Note that the value of a filled job does not depend on the past state. A vacant job may be filled in the future if there is a job match, and hence the current value of a vacant job in a given state is

$$\begin{aligned} \rho J_B^V &= -ky + \pi q_B(J_B^E - J_B^V) + (1 - \pi)q_G(J_G^E - J_G^V) \\ \rho J_G^V &= -ky + \pi q_G(J_G^E - J_G^V) + (1 - \pi)q_B(J_B^E - J_B^V) \end{aligned}$$

where q_i denotes the probability of filling a vacant job in state i (see below). Vacancies are created up to the point where the value of a vacancy is zero, i.e.

$$J_G^V = J_B^V = 0$$

implying

$$0 = -ky + \pi q_B J_B^E + (1 - \pi)q_G J_G^E \quad (7)$$

$$0 = -ky + \pi q_G J_G^E + (1 - \pi)q_B J_B^E \quad (8)$$

From these conditions it follows that

$$\pi q_G J_G^E + (1 - \pi) q_B J_B^E = \pi q_B J_B^E + (1 - \pi) q_G J_G^E$$

It is an implication that

$$J_B^E = \frac{q_G}{q_B} J_G^E \tag{9}$$

i.e. the relative value of having a filled job in either state (B or G) depends on the ratio of the job finding rates, and

$$J_G^E > J_B^E \text{ if } q_B > q_G$$

Hence, the value of a filled job is higher in the G state than in the B state provided the job filling rate is lower $q_G < q_B$. The intuition is that the more difficult it is to fill a vacant job, the higher is the value of a filled job. The value of a filled job in the two states is therefore given as

$$J_B^E = \frac{ky}{q_B}$$

$$J_G^E = \frac{ky}{q_G}$$

2.3 Wages

Wages are assumed to be set in a Nash-bargain after a match has been made. Employed workers are represented by unions having the objective of maximizing wages for employed workers. As has been argued in non-cooperative approaches to justify this bargaining model, the relevant outside option is what can be achieved during delay in reaching an agreement (see Binmore, Rubinstein and Wolinski (1986)). This outside option is assumed to be zero for both workers and firms, and hence the wage setting problem is given as the solution to

$$Max_w \quad [w]^\beta [y - w]^{1-\beta}$$

where $0 < \beta < 1$. The bargaining power of firms is thus β , and for workers $(1 - \beta)$. This wage setting model implies that the wage is given as

$$w = \beta y$$

The main attraction of this approach is that it gives a simple wage relation which implies that the wage is rigid across states of nature¹⁴. Alternative routes may be pursued in modelling wage rigidities (see e.g. Hall (2005) and Hall and Milgrom (2008) for recent work in a search matching context), and the specific formulation adopted here is to be considered as an illustrative workhorse model. The crucial property is that wages do not respond to variations in unemployment (job separations etc.)¹⁵.

2.4 Public sector

The public sector provides the benefit level b_i to unemployed in a given state of nature i and finances this by a proportional tax rate τ and a (path dependent) lump sum tax T_{ij} . The income tax rate τ is assumed to be constant across states of nature; i.e. any business cycle dependency runs via the benefit level and the lump sum tax.

The primary budget balance in any state is

$$B_{ij} = (1 - u_{ij})\tau w + T_{ij} - b_i u_{ij}$$

Hence, the debt level D_{ij} in the different states is given as

$$\begin{aligned} \rho D_{BB} &= b_B u_{BB} - \tau w(1 - u_{BB}) - T_{BB} + (1 - \pi) [D_{GB} - D_{BB}] \\ \rho D_{GB} &= b_G u_{GB} - \tau w(1 - u_{GB}) - T_{GB} + \pi [D_{GG} - D_{GB}] + (1 - \pi) [D_{BG} - D_{GB}] \\ \rho D_{BG} &= b_B u_{BG} - \tau w(1 - u_{BG}) - T_{BG} + \pi [D_{BB} - D_{BG}] + (1 - \pi) [D_{GB} - D_{BG}] \\ \rho D_{GG} &= b_G u_{GG} - \tau w(1 - u_{GG}) - T_{GG} + (1 - \pi) [D_{BG} - D_{GG}] \end{aligned}$$

Since the primary budget is dependent on the current state of nature nothing ensures that the debt level is stationary. A sequence of bad draws in combination with debt servicing may lead to a non-sustainable debt level.

¹⁴The issue of the cyclical properties of wages is a controversial question in macroeconomics. However, the empirical evidence on cyclical properties of wages is inconclusive (see e.g. Abraham & Haltivanger (1995) and Messina et al. (2009)).

¹⁵Allowing for wages to be different across states of nature may contribute to dampen unemployment variations via lower wages in downturns and higher wages in upturns, see e.g. Coles and Masters (2007).

To avoid this consider the following simple policy for the lump-sum tax

$$\begin{aligned} T_{BB} &= b_B u_{BB} - \tau w(1 - u_{BB}) \\ T_{GG} &= b_G u_{GG} - \tau w(1 - u_{GG}) \\ T_{BG} &= b_G u_{GB} - \tau w(1 - u_{GB}) \\ T_{GB} &= b_B u_{BG} - \tau w(1 - u_{BG}) \end{aligned}$$

This policy rule is not necessarily optimal, but it allows some diversification across states of nature while at the same time ensuring a stationary debt level in all states of nature (see Appendix A). Hence, it is useful to illustrate the basic mechanisms in a simple way. Clearly, more sophisticated schemes can deliver more insurance, and hence the present case tends to underestimate the scope for insurance.

The policy rule outlined above implies that the primary balance is given as

$$\begin{aligned} B_{BB} &= 0 \\ B_{BG} &= [b_G u_{GB} - \tau w(1 - u_{GB})] - [b_B u_{BG} - \tau w(1 - u_{BG})] \\ B_{GB} &= [b_B u_{BG} - \tau w(1 - u_{BG})] - [b_G u_{GB} - \tau w(1 - u_{GB})] \\ B_{GG} &= 0 \end{aligned}$$

Note that $B_{BG} < 0$ and $B_{GB} > 0$ if $u_{BG} > u_{GB}$ and/or $b_B > b_G$; i.e. there is a net transfer when the state of nature shifts from low job separations to high job separations, and vice versa. It is thus implied that there is an across state of nature insurance mechanism when the state of nature changes, but not when it persists. Broadly speaking, this captures that transitory shocks can be diversified, while persistent shocks can not.

It is shown in Appendix A that this policy implies stationary debt levels and thus satisfies the no-Ponzi condition.

2.5 Matching

Matches are determined by a standard constant returns to scale matching function; i.e. the number of matches in state i are given as

$$m(S_{ij}, V_{ij}) \equiv AS_{ij}^\varepsilon V_{ij}^{1-\varepsilon}, \quad 0 < \varepsilon < 1$$

where V_i is the number of vacancies in state i and aggregate search is given as

$$S_{ij} = s_i u_{ij}$$

The job finding rate is therefore

$$\alpha_{ij} \equiv \frac{m(S_{ij}, V_{ij})}{S_{ij}} = m(1, \theta_{ij}) = A\theta_{ij}^{1-\varepsilon}$$

where $\theta_{ij} \equiv \frac{V_{ij}}{S_{ij}}$ measures market tightness, and $\alpha(\theta_{ij}), \alpha'_{\theta}(\theta_{ij}) > 0$.

Firms fill vacancies at the rate

$$q_{ij} \equiv \frac{m(S_{ij}, V_{ij})}{V_{ij}} = m(\theta_{ij}^{-1}, 1) = A\theta_{ij}^{-\varepsilon}$$

where $q'_{\theta}(\theta) < 0$.

2.6 Inflows and outflows

The unemployment rate is a stock variable displaying inertia due to the matching friction. Hence, in general the unemployment rate adjusts sluggishly to changes in the state of nature¹⁶, and therefore it displays path dependence. To avoid complexities associated with this, it is assumed that job separation rates differ at state transitions so as to ensure that the unemployment rate only takes on two values, u_B and u_G . The intuition is that if there is a shift from the "good" to the "bad" state, there is an extraordinarily high job separation rate, and vice versa when shifting from a "bad" to a "good" equilibrium. Hence,

$$u_{BG} = u_{BB} = u_B$$

$$u_{GB} = u_{GG} = u_G$$

The change in unemployment is given as the difference between job separations and hires. Hence, to ensure that the economy fluctuates between two levels of unemployment u_B and u_G for given exogenous job separation rates p_{BB} and p_{GG} , it is required that the following restrictions are met

$$0 = (1 - u_B)p_{BB} - \alpha_B s_B u_B \quad (10)$$

$$u_G - u_B = (1 - u_B)p_{GB} - \alpha_G s_G u_G \quad (11)$$

$$u_B - u_G = (1 - u_G)p_{BG} - \alpha_B s_B u_B \quad (12)$$

$$0 = (1 - u_G)p_{GG} - \alpha_G s_G u_G \quad (13)$$

¹⁶See e.g. Pissarides and Mortensen (1994) and Shimer (2005) for business cycle versions of the search model in which the unemployment rate evolves from the initial unemployment rate conditional on the shocks.

Note that α and s only depend on the current state, and u_i is the unemployment rate in state $i(= B, G)$. It is an implication that the above conditions determine p_{GB} and p_{BG} ¹⁷. From (10) and (12) we have

$$p_{BG} = \frac{u_B - u_G}{(1 - u_G)} + \frac{(1 - u_B)}{(1 - u_G)} p_{BB} \quad (14)$$

and from (11) and (13) that

$$p_{GB} = \frac{u_G - u_B}{(1 - u_B)} + \frac{(1 - u_G)}{(1 - u_B)} p_{GG} \quad (15)$$

It follows that $u_G - u_B < 0$ implies that a shift from the G -state to the B -state is associated with extraordinarily high job separations, i.e. $p_{BG} > p_{BB}$, and a shift from the B -state to the G -state is associated with an extraordinarily low level of job separations¹⁸, i.e. $p_{GB} < p_{GG}$.

3 One state - no business cycle changes

To clarify the basic mechanisms, it is useful to start by considering the one state case, i.e. there is no shift in state of nature ($\pi = 1$), or alternatively that the job separation rate is state invariant ($p_{BB} = p_{GG} = p$). In this case there is a stationary equilibrium (see Appendix B) with a given unemployment rate u and the budget balances. In equilibrium, unemployment is larger, the higher the job separation rate, i.e.

$$\frac{\partial u}{\partial p} > 0$$

3.1 Optimal benefit level: incentives vs. insurance

The benefit level has both incentive and insurance implications. To clarify how the optimal policy trades off these two aspects, a utilitarian objective function is assumed. While this is not unproblematic, it is useful in the present context since it focuses on the crucial trade-off. Under this assumption the objective function of the social planner is

$$\Psi \equiv (1 - u) W^E + u W^U \quad (16)$$

¹⁷Note that this makes the job separations at "switching" states a jump variable to ensure that unemployment only varies between two levels.

¹⁸Conditions ensuring that $p_{GB} > 0$ are assumed fulfilled.

where the policy maker takes into account that¹⁹

$$\begin{aligned}\rho W^E &= h(w(1 - \tau)) + e(1 - l) + p [W^U - W^E] \\ \rho W^U &= g(b) + f(1 - s) + \alpha s [W^E - W^U]\end{aligned}$$

and that search is determined by

$$f'(1 - s) = \alpha [W^E - W^U] \quad (17)$$

and the budget constraint reads

$$(1 - u) \tau w = ub$$

The first order condition to the problem of finding the optimal benefit (b) level maximizing (16) can be written

$$(1 - u) \frac{\partial W^E}{\partial b} + u \frac{\partial W^U}{\partial b} + \frac{\partial u}{\partial b} [W^U - W^E] = 0$$

or in more compact form as^{20,21}

$$g'(b) - h'(w - \frac{u}{1 - u}b) = \Lambda \frac{\partial u}{\partial b} \quad (18)$$

where

$$\Lambda \equiv \frac{1}{u} \frac{f'(1 - s)}{\alpha} > 0$$

To interpret (18), note first that if $\frac{\partial u}{\partial b} = 0$ (follows if $\frac{\partial s}{\partial b} = 0$, i.e. no incentive effects of unemployment benefits), we have that optimal benefits are determined by the condition

$$g'(b) = h'(w - \frac{u}{1 - u}b) \quad (19)$$

i.e. the optimal benefit level ensures that the marginal utility of income is the same for employed and unemployed²². This is known as the "Borch

¹⁹The lump sum tax is set equal to zero, $T = 0$, without loss of generality.

²⁰Note that $(1 - u) W^E + u W^U = (1 - u) \left[h(w - \frac{u}{1 - u}b) + e(1 - l) \right] + u [g(b) + f(1 - s)]$, hence $(1 - u) \frac{\partial W^E}{\partial b} + u \frac{\partial W^U}{\partial b} = u \left[g'(b) - h'(w - \frac{u}{1 - u}b) \right]$.

²¹Using that $p(1 - u) = \alpha s u$.

²²Note that the participation constraint is implicitly assumed fulfilled. Otherwise there is an additional constraint in which case the benefit level is determined by the "corner" condition that

$$\left[h(w - \frac{u}{1 - u}b) - e(1 - l) \right] - [g(b) - f(1 - s_u)] = 0$$

condition" for full insurance (Borch (1960)). The insurance effect is not directly related to the unemployment rate but depends on the conditions prevailing as either unemployed or employed. However, there is a budget effect since the benefits are financed by taxes levied on the employed, and we have

$$\frac{db}{du} = -\frac{h''(w - \frac{u}{1-u}b)\frac{b}{(1-u)^2}}{g''(b) + h''(w - \frac{u}{1-u}b)\frac{u}{1-u}} < 0$$

i.e. a higher unemployment rate is accompanied by lower benefits. The intuition is that higher unemployment raises the financing requirements to maintain a given benefit level, which in turn reduces the disposable income of employed and thus raises their marginal utility of income. To rebalance the marginal utility of consumption between the two groups, it is necessary to lower benefits. While non-distortionary benefits are a special case, this points out that a balanced budget requirement in itself implies pro-cyclical benefits.

Returning to the general expression for optimal benefits given in (18), it has a straightforward interpretation. The LHS gives the value of insurance measured by the difference in marginal utility of income between unemployed and employed. The RHS gives distortions of incentives caused by the benefits measured in terms of the effect on the unemployment rate. The condition therefore says that the value of insurance - the LHS - should equal the costs of insurance in terms of distorted incentives - the RHS. When higher benefits lead to higher unemployment ($\frac{\partial u}{\partial b} > 0$) (the incentive effect), the RHS of (18) is positive, and it is implied that

$$g'(b) - h'(w - \frac{u}{1-u}b) > 0$$

i.e. taking the incentive effect into account, it is not optimal to provide full insurance. Therefore the marginal utility of income of unemployed is larger than that of the employed. The larger the distortion measured by the numerical value of $\frac{\partial u}{\partial b}\Lambda$, other things being equal, the lower the benefit level and hence the larger $g'(b) - h'(w - \frac{u}{1-u}b)$. The optimal benefit level depends negatively on the incentive effect - the more unemployment benefits create disincentives, the lower the optimal benefit level. Oppositely, this also implies that one cannot conclude from the fact that benefits lead to higher unemployment that benefits are too high - the insurance effect has to be taken into account.

The condition (18) determining the optimal benefit level may alternatively be written²³

$$\frac{[g'(b) - h'(w - \frac{u}{1-u}b)] b}{[W^E - W^U]} = \frac{\partial u}{\partial b} \frac{b}{u} \quad (20)$$

This shows that the marginal costs of providing insurance (the RHS of (20)) can be expressed in terms of the elasticity of unemployment wrt. the benefit level. The distortion effect arises because benefits affect search incentives, and we have (see Appendix B) that

$$\frac{\partial u}{\partial b} \frac{b}{u} = -\frac{\partial s}{\partial b} \frac{b}{s} [1 - u] > 0 \quad (21)$$

i.e. the elasticity of unemployment wrt. benefits is given as minus the elasticity of search wrt. benefits times the employment rate. Search is determined by the condition

$$\begin{aligned} f'(1 - s) &= \alpha [W^E - W^U] \\ &= \frac{\alpha}{\rho + p + \alpha s} [h(w(1 - \tau)) + e(1 - l) - [g(b) + f(1 - s)]] \end{aligned} \quad (22)$$

i.e. the marginal costs of search are equalized to the composite job finding rate ($\frac{\alpha}{\rho + p + \alpha s}$) times the difference in instantaneous utility flows between employment and unemployment ($h() + e() - g() - f()$). It follows that (see Appendix B)

$$\frac{\partial s}{\partial b} \frac{b}{s} = \frac{\alpha b}{f''() [\rho + p + \alpha s] s} \left[g'(b) + h'()w \frac{\partial \tau}{\partial b} \right] < 0 \quad (23)$$

Search is affected negatively by an increase in benefits due to both the direct effect of higher benefits (first term in (23)) and the indirect effect that it leads to higher taxes further reducing the gain from being in employment (second term in (23)).

The benefit level distorts search incentives, and there are different channels which cause the distortion to be business cycle dependent. First, the

²³Note that

$$W^E - W^U = \frac{h(w(1 - \tau)) + e(1 - l) - g(b) - f(1 - s)}{\rho + p + \alpha s}$$

larger the employment level (the lower the job separation rate p), the worse it is to distort the search incentive measured in terms of unemployment (see (21)). Second, the larger p and thus unemployment, the lower the composite job finding rate (see Appendix B),

$$\frac{\partial}{\partial p} \Big|_s \left(\frac{\alpha}{[\rho + p + \alpha s]} \right) < 0$$

and this implies that the effect of benefits on search incentives is lower, cf. (23). Hence, benefits tend to distort unemployment more, the lower the job separation rate (the lower the unemployment rate). Third, and this works in the direction of having more distortion in recessions, the change in taxes induced by a change in benefits tends to be larger in bad states of nature where more individuals are unemployed.

Finally, considering how the optimal benefit level, b^* , depends on the job separation rate, we have from (18) that

$$\frac{\partial b^*}{\partial p} = \frac{\frac{\partial[\Lambda \frac{\partial u}{\partial b}]}{\partial p} - h''(w - \frac{u}{1-u}b) \frac{\frac{\partial u}{\partial p}}{[1-u]^2} b}{g''(b) + h''(w - \frac{u}{1-u}b) \frac{u}{1-u}}$$

where the denominator is negative. The first term is the effect on distortions, and if distortions are smaller the larger the job separation rate, and thus unemployment ($\frac{\partial[\Lambda \frac{\partial u}{\partial b}]}{\partial p} < 0$), this works in the direction of making the optimal benefit level counter-cyclical. The second term is the budget effect, and it unambiguously works in the direction of having lower benefits when the job separation rate, and thus unemployment, is higher. This shows how the optimal benefit level in the one state case is determined by the balance between the counteracting distortion and budget effects.

3.2 Optimal benefits and unemployment

To illustrate how the optimal benefit level depends on the underlying characteristics of the economy (the job separation rate)²⁴, we compare numerically stationary equilibria for different levels of the job separation rate. We report

²⁴Differences in the business cycle situation may be generated by changing other variables in the model like job creation, the costs of vacancies, matching efficiency etc., but the qualitative results would be the same, see Andersen and Svarer (2008).

the results of some illustrative simulations of the model²⁵. For each level of the job separation rate, we report the unemployment rate and the optimal benefit level (cf. (18)).

²⁵The simulations are conducted assuming the following functional forms: $h(w[1-t] - T_{ij}) = \frac{(w[1-t] - T_{ij})^{1-i}}{1-i}$

$g(b_i - T_{ij}) = \frac{(b_i - T_{ij})^\kappa}{1-\kappa}$, $f(1 - s_i) = \ln(1 - s_i)$. and $e(1 - l) = \ln(1 - l)$ with $\kappa = 8$. Following Frederiksson & Holmlund (2006), among others, the matching function is assumed to be Cobb-Douglas of the form $m = As^{1-\varepsilon}v^\varepsilon$, with $\varepsilon = 0.5$ and $A = 0.29$. Time is quarterly, and we discount utility at $\rho = 0.003$ and assume that workers spend 10% of their time at work, $l = 0.1$. The tax rate is $t = 0.01$ and $\beta = 0.9$. Finally, output is set to $y = 1$, vacancy costs are set to $k = 0.2$.

Figure 1: One state model: unemployment and net compensation to unemployed

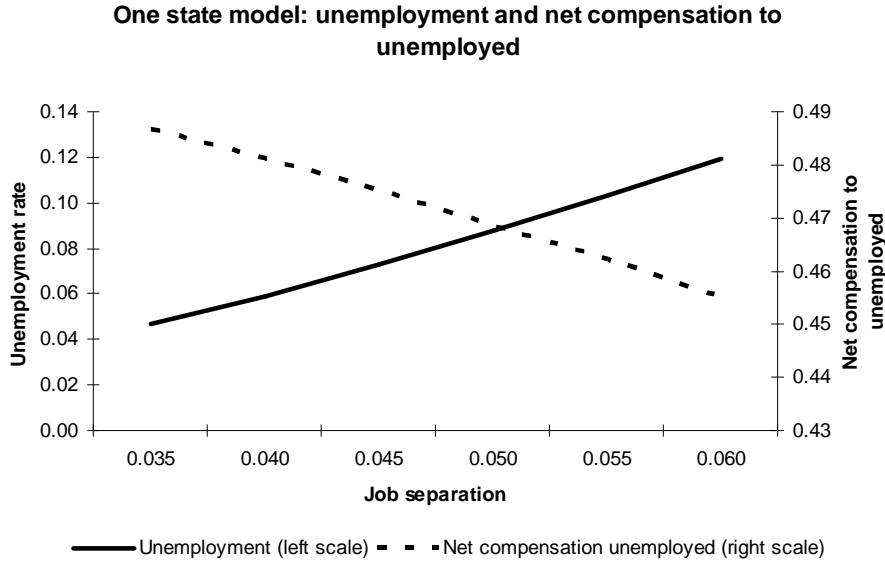


Figure 1 shows, as expected, that equilibrium unemployment is higher, the higher the job separation rate. The optimal benefit level (net compensation) is seen to be decreasing in the job separation rate and thus falling in the unemployment rate. Hence, in the one state case optimal benefits are pro-cyclical; if unemployment is high, net compensation is low, and vice versa. The main driver behind this is the budget effect discussed above.

The basic lesson from the one state model is thus that the budget effect arising via the balanced budget requirement plays an important role and tends to imply pro-cyclical benefit levels. One shortcoming of the one state model is that comparison of steady states for different levels of e.g. the job separation rate can hardly be interpreted as showing how benefits should depend on the business cycle situation. Moreover, there is no possibility of diversifying shocks via the budget. We turn to these issues in the next section considering the switching state of nature case.

4 Shifting states of nature and business cycle changes

We now turn to the case where the economy is exposed to business cycle fluctuations. The nature of the cycle is such that there are shifts between "good" and "bad" states, and the business cycle situation remains unchanged with probability π and changes with probability $1 - \pi$ ($0 < \pi < 1$). The probability π is therefore also a measure of the persistence in the business cycle situation.

In Appendix C it is proved that there exists a unique equilibrium in which $\theta_G > \theta_B$, implying that i) unemployment is higher in a bad state than a good state, i.e. $u_B > u_G$, ii) the job finding rate is lower in a bad state $\alpha_B < \alpha_G$, iii) the job filling rate is higher in a bad state $q_B > q_G$, and therefore iv) the value of a filled job is higher in a good state $J_G^E > J_B^E$.

4.1 Shifting business cycle conditions and search

The possibility of changes in the business cycle situation affects search behaviour since unemployed take into account that the state of nature may change. To see how changes in the business cycle affect job search, we have from (13)

$$f'(1 - s_{BB}) = \pi\alpha_B [W_{BB}^E - W_{BB}^U] + (1 - \pi)\alpha_G [W_{GB}^E - W_{GB}^U]$$

If there is no possibility of a change to the "good" state ($\pi = 1$), we have that the RHS equals

$$\alpha_B [W_{BB}^E - W_{BB}^U]$$

Now suppose that $W_{BB}^E - W_{BB}^U = W_{GB}^E - W_{GB}^U$, then a possibility of shifting to the "good" state ($0 < \pi < 1$) will increase search in the "bad" state since

$$\pi\alpha_B + (1 - \pi)\alpha_G > \alpha_B \text{ for all } \pi < 1 \text{ if } \alpha_G > \alpha_B$$

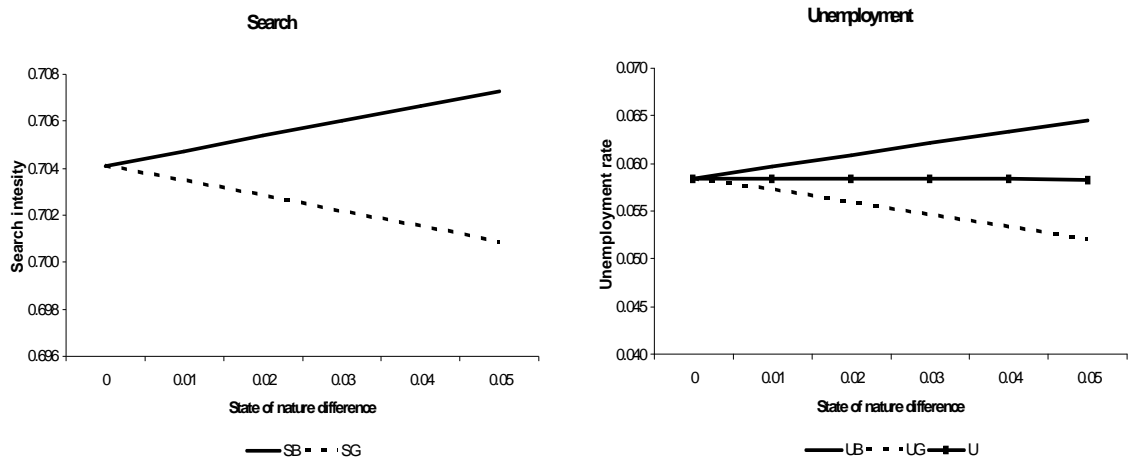
i.e. the possibility of a shift to a state with a higher job finding rate increases, other things being equal, the search level, and the effect is stronger, the larger the difference in job finding rates between the two states. The effect is obviously the opposite for search in the good state of nature, i.e.

$$\pi\alpha_G + (1 - \pi)\alpha_B < \alpha_G \text{ for all } \pi < 1 \text{ if } \alpha_G > \alpha_B$$

Hence, we have that business cycle fluctuations tend to induce more search in the bad state, and less search in the good state²⁶. The mechanism driving this is the difference in job finding rates in combination with the possible change in the business cycle situation.

These effects are illustrated in Figure 2 showing on the x axis a widening of the difference in the job separation rate between the two states of nature (zero difference corresponds to a one state model). It is seen that job search is higher in bad states. The difference widens as expected as the two states become more different. For the unemployment rate we have as expected that unemployment is higher in the bad and lower in the good state. Note that the average unemployment rate is (slightly) decreasing as the difference widens; that is, the unemployment rate is convex in the job separation rate (see also Hairault et al. (2008)), and therefore business cycle fluctuations affect the structural/average unemployment rate.

Figure 2: Widening business cycle differences: search and unemployment



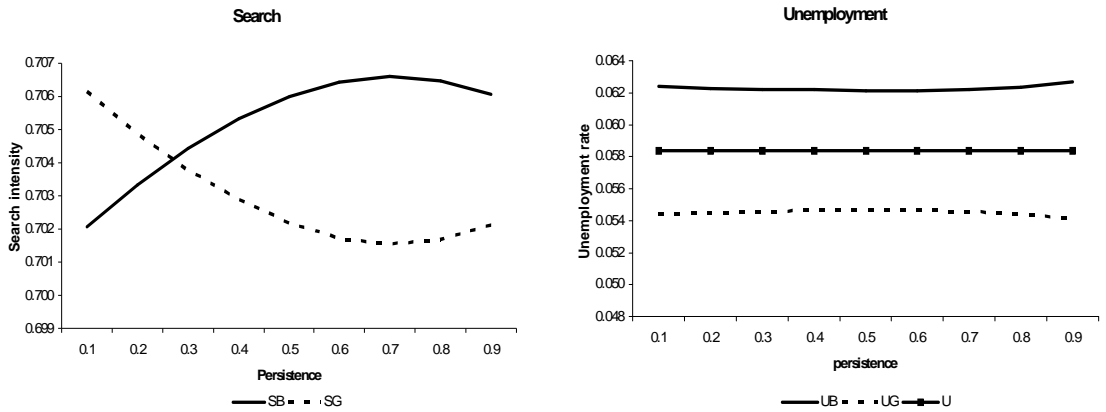
Note: For 0 the job separation rates are $p_{BB} = p_{GG} = 0.04$, and for each step 0.01 is added to p_{BB} and subtracted from p_{GG} , and the persistence is $\pi = 0.5$.

The reasoning given above points to the importance of the persistence in the business cycle situation (measured by π) via its influence on the expected gain from being employed. The larger π , the more expectations are anchored

²⁶Shimer (2009) similarly argues that search intensity needs not be procyclical in a discrete time setting focussing on how the ease of finding a job affects job search.

in the current state, and vice versa. Intuitively, if persistence is weak, expectations are driven by the situation in the alternate state, and oppositely if persistence is strong. This is also seen from Figure 3 showing that there is a critical level of persistence above which search is largest in the bad state. It is a consequence that unemployment rates differ slightly more between the two states of nature if π is either low or high.

Figure 3: Persistence in business cycle situation: search and unemployment



Note: here $p_{GG} = 0.042$ and $p_{BB} = 0.038$.

4.2 Distortions

The analysis in section 3 pointed to the distortionary effects of benefit levels on unemployment as being crucial for the optimal benefit level (see e.g. (20)). Intuitively, one would expect the benefit level to be more distortionary in good states of nature with higher job finding rates than in bad states of nature. To address this issue, we can rewrite optimal search in a given state i given in (1)-(4) as

$$s_i = \phi(z_{ij}) \quad \phi' > 0$$

where the expected gain from shifting from unemployment into employment is given as

$$z_{ij} = \pi\alpha_i [W_{ii}^E - W_{ii}^U] + (1 - \pi)\alpha_j [W_{ji}^E - W_{ji}^U]$$

i.e. search is increasing in the expected gain from becoming employed. It follows that

$$\frac{\partial s_i}{\partial z_{ij}} \frac{z_{ij}}{s_i} = \frac{1}{\epsilon(s_i)} \frac{1-s_i}{s_i}$$

where $\epsilon(s_i) \equiv -\frac{f''(1-s)}{f'(1-s)}(1-s) > 0$. Assuming that the latter elasticity is constant, we have that if unemployed search more in a bad than a good state $s_B > s_G$, then it follows that

$$\frac{\partial s_B}{\partial z_{BG}} \frac{z_{BG}}{s_B} < \frac{\partial s_G}{\partial z_{GB}} \frac{z_{GB}}{s_G}$$

i.e. the elasticity of search wrt. the expected gain from becoming employed is smaller in a bad than a good state.

The following tables consider this issue and report the elasticities of search and unemployment, respectively, with respect to the benefit level in the two possible states of nature. Consider first search. As expected, higher benefits lower search. There is both a direct effect in the state of nature for which the change applies and an effect in the alternate state since agents perceive the possible shift in the business cycle situation. If the business cycle situation is sufficiently persistent, the direct effect is larger than the indirect effect in the alternate state of nature. Most importantly, it is seen that in all cases the direct effect is numerically larger in the good than in the bad state; i.e. search is affected more by benefits in good than in bad states of nature.

Table 1: Effects of changing benefits: elasticity of search intensity wrt. benefit level

	$\pi = 0.3$		$\pi = 0.5$		$\pi = 0.7$	
	b_B	b_G	b_B	b_G	b_B	b_G
Elasticity of search, bad state: s_B	-0.83	-1 .67	-1.17	-1.29	-1.58	-0.87
Elasticity of search, good state: s_G	-1.60	-0 .92	-1.29	-1.26	-0.90	-1.69

Note: $p_{BB} = 0.042$ and $p_{GG} = 0.038$.

These results can also be stated in terms of unemployment; that is, we consider here how unemployment is affected by benefits in the various states of nature. Also, here there is a direct effect which is stronger the more persistent the business cycle situation, whereas the indirect effect on the

alternate state is stronger the less persistent the business cycle situation. It is seen that the direct effect of benefit increases is larger in good than in bad states of nature; i.e. the distortions are business cycle dependent and we have that they are larger in good than in bad states. This goes in the direction of making optimal benefit levels business cycle dependent, and we explore this issue in the next section.

Table 2: Effects of changing benefits: elasticity of unemployment rate wrt. benefit level

	$\pi = 0.3$		$\pi = 0.5$		$\pi = 0.7$	
	b_B	b_G	b_B	b_G	b_B	b_G
Elasticity of unemployment, bad state: u_B	0.80	1.56	1.10	1.21	1.47	0.83
Elasticity of unemployment, good state: u_G	1.52	0.80	1.24	1.21	0.88	1.61
Elasticity of mean unemployment: u	1.12	1.27	1.16	1.21	1.20	1.18

Note: $p_{BB} = 0.045$ and $p_{GG} = 0.035$.

4.3 Business cycle dependent benefits and insurance

Turning to the insurance aspects, there are two dimensions of insurance. One is between the employed and unemployed in a given state of nature. The other dimension is across states of nature. To see this, note that disposable income for the employed (y_{ij}^E) is

$$\begin{aligned}
 y_{BB}^E &= w(1 - \tau) - T_{BB} = w - (b_B + \tau w) u_{BB} \\
 y_{GB}^E &= w(1 - \tau) - T_{BG} = w - (b_G + \tau w) u_{GB} \\
 y_{BG}^E &= w(1 - \tau) - T_{GB} = w - (b_B + \tau w) u_{BG} \\
 y_{GG}^E &= w(1 - \tau) - T_{GG} = w - (b_G + \tau w) u_{GG}
 \end{aligned}$$

and for the unemployed

$$\begin{aligned}
y_{BB}^U &= b_B - T_{BB} = b_B + \tau w - (b_B + \tau w)u_{BB} \\
y_{GB}^U &= b_B - T_{BG} = b_B + \tau w - (b_G + \tau w)u_{GB} \\
y_{BG}^U &= b_G - T_{GB} = b_G + \tau w - (b_B + \tau w)u_{BG} \\
y_{GG}^U &= b_G - T_{GG} = b_G + \tau w - (b_G + \tau w)u_{GG}
\end{aligned}$$

It is seen that in a given state an increase in the benefit level increases the disposable income of the unemployed and decreases it for the employed. By changing the benefit level, it is thus possible to provide insurance (redistribute) between employed and unemployed²⁷. Second, by running a non-balanced budget in the swing states (GB and BG), it is possible to insure across states of nature. In the present context this possibility arises when the state of nature changes, and it is seen that for $b_B > b_G$ and $u_B > u_G$ both employed and unemployed are compensated when the state shifts from G to B , and vice versa. The latter is also seen by considering how a change in the state of nature affects the overall position of employed where we have

$$\begin{aligned}
\rho [W_{BG}^E - W_{BB}^E] &= h(w[1 - \tau] - T_{BG}) - h(w[1 - \tau] - T_{BB}) \\
\rho [W_{GB}^E - W_{GG}^E] &= h(w[1 - \tau] - T_{GB}) - h(w[1 - \tau] - T_{GG})
\end{aligned}$$

Hence, if $T_{BB} > T_{BG}$ and $T_{GB} > T_{GG}$, it follows that

$$\begin{aligned}
W_{BG}^E &> W_{BB}^E \\
W_{GB}^E &< W_{GG}^E
\end{aligned}$$

i.e. employed are better off when a bad state follows a good state than when it follows a bad state, and they are worse off when a good state follows a bad state rather than a good state.

Similarly, a change in the state of nature affects the overall position of the unemployed by

$$W_{BG}^U - W_{BB}^U = \frac{g(b_H - T_{BG}) - g(b_B - T_{BB})}{\rho + 1}$$

²⁷It is easily verified that it is not possible with the state dependent policy to achieve complete insurance as defined by the Borch condition for employed and unemployed across the four different possible states of nature.

and

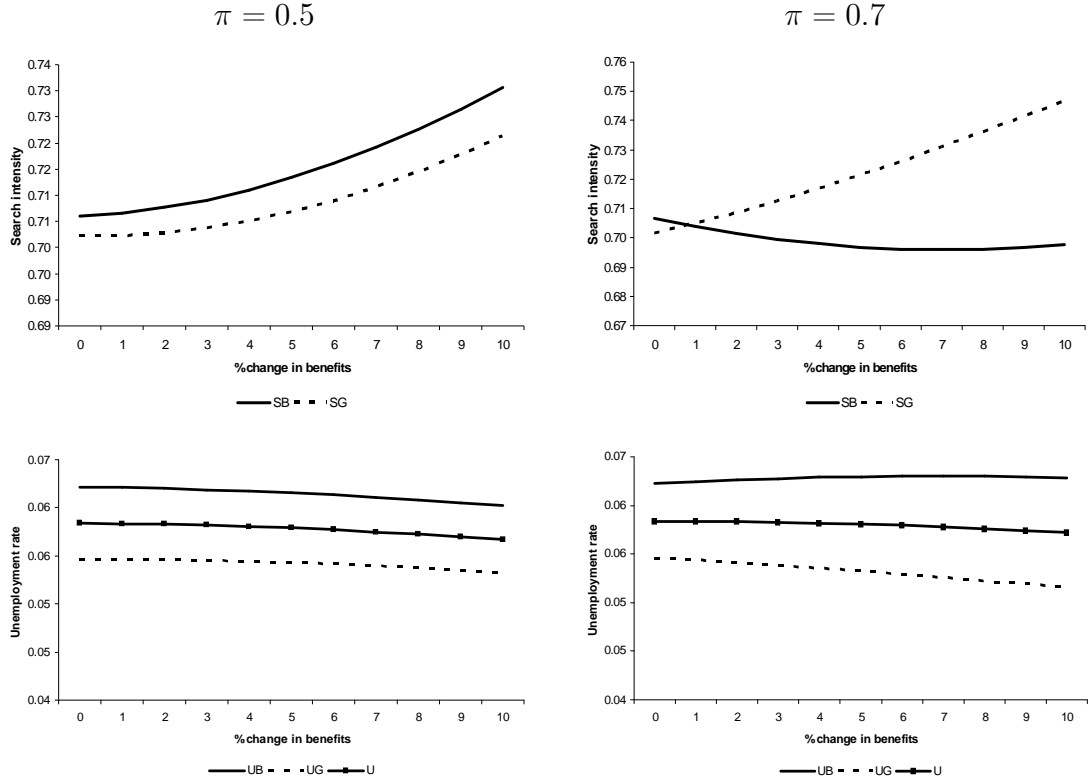
$$W_{GB}^U - W_{GG}^U = \frac{g(b_G - T_{GB}) - g(b_G - T_{GG})}{\rho + 1}$$

and if $T_{BB} > T_{BG}$ and $T_{GB} > T_{GG}$, it follows that

$$\begin{aligned} W_{BG}^U &> W_{BB}^U \\ W_{GB}^U &< W_{GG}^U \end{aligned}$$

i.e. unemployed are better off when a bad state follows a good rather than a bad state, and worse off when a good state follows a bad rather than a good state.

Figure 4: Business cycle dependent benefits: search and unemployment depending on persistence



Note: "% change in benefits" gives the increase in benefits in the bad state and decrease in the good state relative to the initial case (0) where the benefit level is business cycle independent. Hence, the span between the two benefit levels is two times "% change in benefits".

Figure 4 shows the consequences of business cycle dependent benefits for two levels of persistence ($\pi = 0.5$ and 0.7) in the business cycle situation. The figure reports on the x-axis the % increase (decrease) in the benefit level in the bad (good) state relative to an initial situation with business cycle independent benefits. Higher benefits in the "bad" state and lower in the "good" state provide more insurance. Intuitively, it may be expected that this unambiguously would lead to less search in the "bad" state and more search in the "good" state. One striking finding is that moving from business cycle independent to business cycle dependent benefits may increase job search in both states of nature. That search increases in the G state

where benefits are reduced is straightforward; it is more surprising that it also increases in the B state where benefits are increased. To see the reason for this, note that search in the B state is determined by

$$f'(1 - s_{BB}) = \pi\alpha_B [W_{BB}^E - W_{BB}^U] + (1 - \pi)\alpha_G [W_{GB}^E - W_{GB}^U]$$

The RHS gives the marginal gain from search as the probabilities of being in the various states times the job finding rate and times the gains from becoming employed. Consider now a case where $\pi = 1 - \pi = 1/2$ and decrease $[W_{BB}^E - W_{BB}^U]$ and increase $[W_{GB}^E - W_{GB}^U]$ under the constraint that $[W_{BB}^E - W_{BB}^U] + [W_{GB}^E - W_{GB}^U] = \text{constant}$. Then the RHS increases if $\alpha_G > \alpha_B$ since the job finding rate is higher in the G state. The change in the gains from finding employment in that state matters more, *ceteris paribus*, than the change in the gain in the B state.

Obviously, the strength of this effect depends on the persistence in the business cycle situation. As seen from the figure, if the business cycle situation is reasonably persistent ($\pi = 0.7$), we have that search in the good state unambiguously increases when the benefit level is lowered. In the bad state, higher benefits may first lead to lower search, but for larger increases it leads to more search. The reason is that the expected gain from shifting to the good state is lower here due to the higher persistence.

Interestingly, business cycle dependent benefits work to lower average (structural) unemployment, see Figure 4. However, the implication for unemployment fluctuations is ambiguous. If the business cycle situation is not very persistent ($\pi = 0.5$), we have that the divergence in unemployment across the two states narrows, and hence unemployment variability falls. If the business cycle situation is more persistent ($\pi = 0.7$), the divergence widens and unemployment variability goes up. It is thus in general ambiguous whether business cycle dependent benefits lead to more or less unemployment variability even if the structural (average) unemployment rate falls.

4.4 Optimal business cycle dependent benefits

We now turn to the issue of optimal asymmetry in benefits between the two states assessed from the utilitarian criterion. In the general case, we have that total utility can be written

$$\Psi = \sum_{i,j=B,G} \sigma_{ij} [(1 - u_{ij})W_{ij}^E + u_{ij}W_{ij}^U]$$

where σ_{ij} is the ex ante unconditional probability of being in state (i, j) . Solving for the optimal benefit levels (b_B and b_G), we have the following first order condition

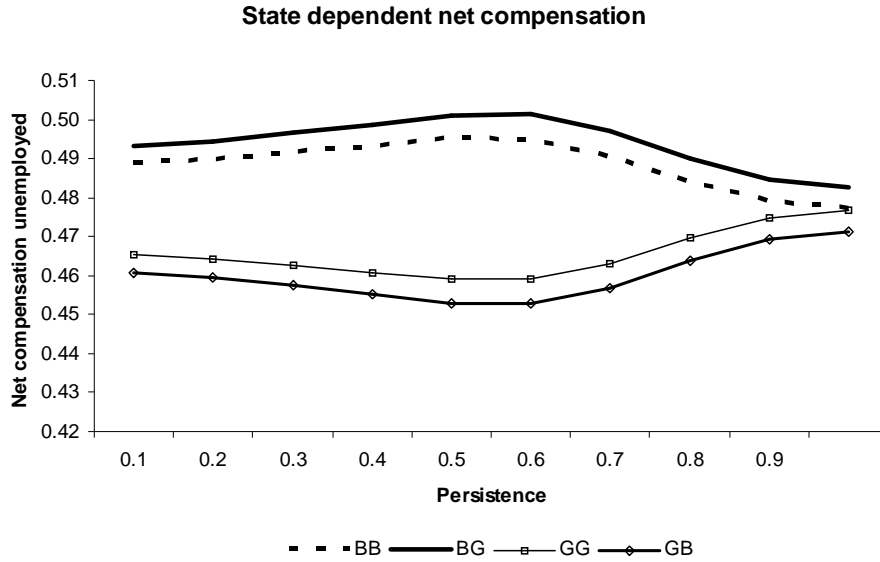
$$\sum_{i,j=B,G} \sigma_{ij} \left[(1 - u_{ij}) \frac{\partial W_{ij}^E}{\partial b_k} + u_{ij} \frac{\partial W_{ij}^U}{\partial b_k} + [W_{ij}^E - W_{ij}^U] \frac{\partial u_{ij}}{\partial b_k} \right] = 0 \text{ for } k = B, G \quad (24)$$

which is an obvious generalization of (18).

Figure 5 below shows how the optimal net compensation (benefits less taxes paid) for the four possible states of nature depends on the underlying persistence in the business cycle situation²⁸. It is seen that the net compensation is highest when a bad state follows a good state, and the intuition is that unemployed are compensated for the more bleak outlooks and lower possibilities of finding a job. Oppositely, we have the lowest net compensation when a good state follows a bad state. The net compensation offered when the bad state persists (BB) is higher than when the good state persists (GG). It is seen that the differences in net compensation are largest for intermediary levels of persistence. The intuition is that the expected gains from shifting status become lower in bad states and higher in good states of nature.

²⁸We present the optimal net compensation imposing a symmetry condition; that is, increases in bad states equal decreases in good states. Considering whether optimal policies imply asymmetric adjustments, we found only small differences to the symmetric case.

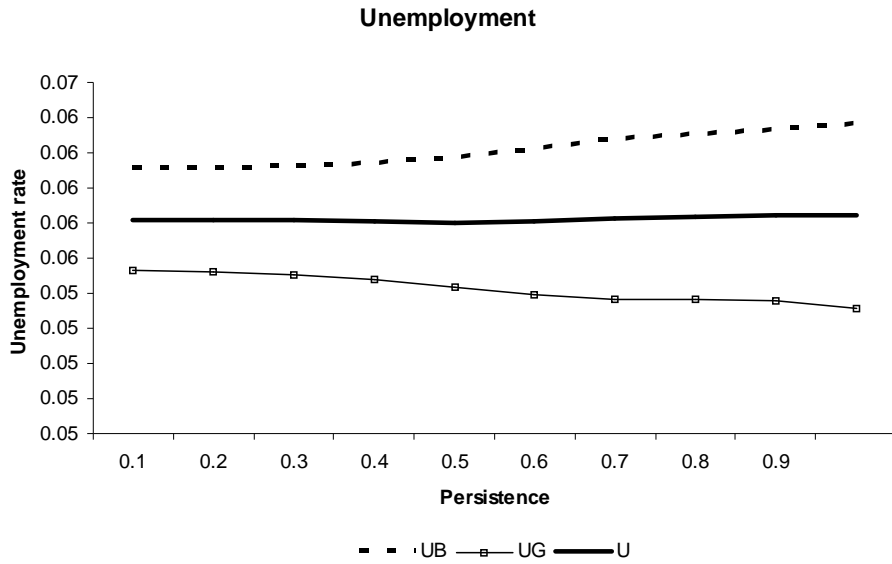
Figure 5: Business cycle dependent net compensation to unemployed and persistence



Note: The net compensation is given as $b_i - T_{ij}$. The optimal level is found in the class of symmetric business cycle dependencies in benefit levels; i.e. the increase in the bad state equals the decrease in the good state.

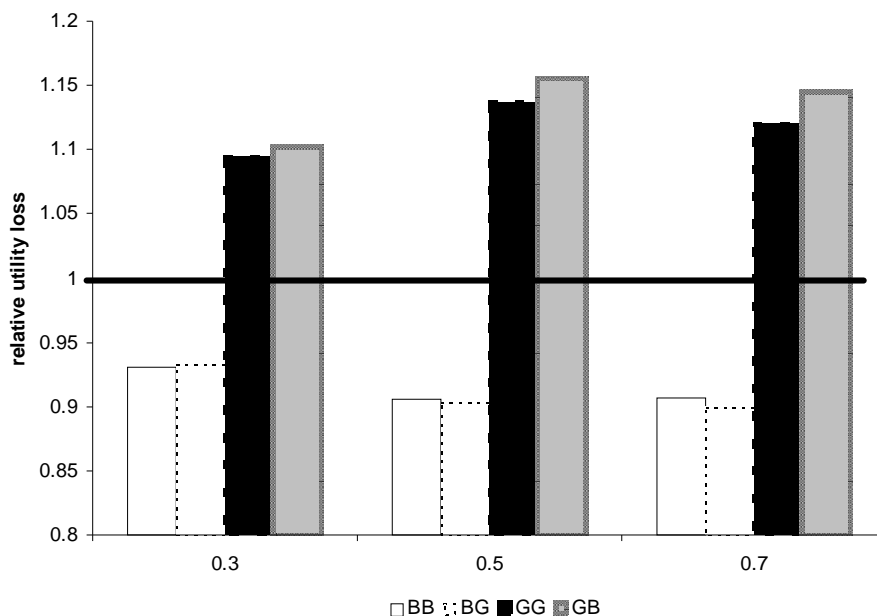
The paths for the net compensation to the unemployed are reflected in the unemployment rates in the two states of nature, and thus the average (structural) unemployment rate. Unemployment is higher in bad states and lower in good states, and the difference is widening with the persistence of the business cycle situation. The average (structural) unemployment rate is for the case considered weakly U-shaped in the persistence of the business cycle situation.

Figure 6: Business cycle dependent benefits: unemployment and persistence



One way to see the welfare consequences of business cycle dependent benefit levels is given in Figure 7. It shows that the optimal policy implies that the consequences of becoming unemployed in good states cause a larger utility loss than if benefits were business cycle independent, while in bad states the welfare loss from becoming unemployed is reduced. In this way one may say that the optimal state contingent policy effectively transfers utility from good to bad states of nature.

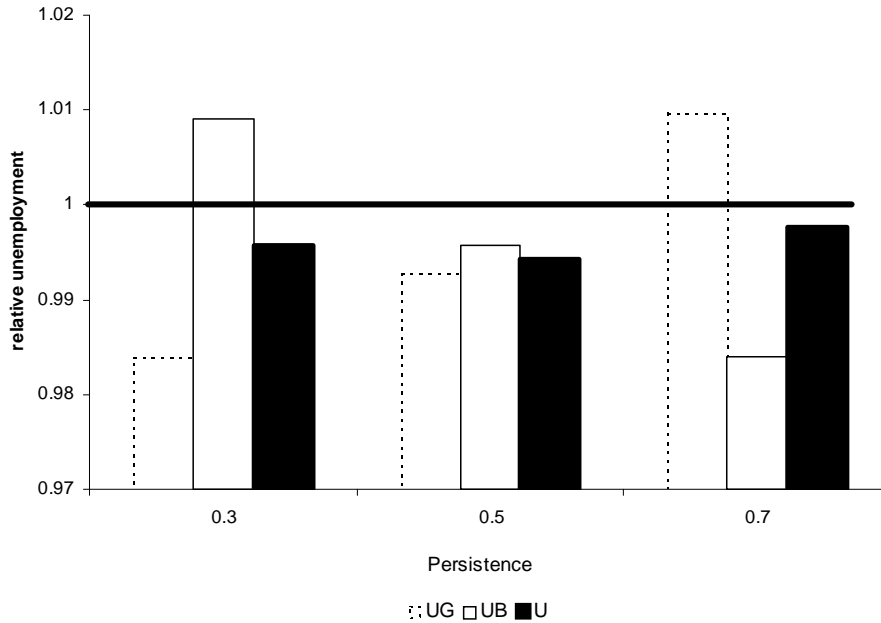
Figure 7: Relative utility loss of becoming unemployed - constant vs. business cycle dependent benefits, different levels of persistence.



Note: The figure shows the utility loss of being unemployed with business cycle dependent benefits relative to the model with business cycle independent benefits. The utility in the latter model is normalized to 1.

Finally, note that the welfare consequences differ from the consequences on the unemployment rate. Figure 8 shows that optimal business cycle dependent benefits imply more variability in unemployment rates than business cycle independent benefits. The reason is that benefits are increased in bad times with high unemployment, and decreased in good times with low employment. Hence, insurance shifts compensation from good to bad times, and search effort from bad to good times. In this way insurance and incentives are better aligned with the business cycle situation. An implication, in this illustration, is that the average unemployment rate is lower.

Figure 8: Relative unemployment: Constant vs business cycle dependent benefits



Note: The figure shows the unemployment with business cycle dependent benefits relative to the level of unemployment in a model with business cycle independent benefits. The level of unemployment in the latter model is normalized to 1.

This shows that it is possible to improve the insurance properties by making benefit levels business cycle dependent without causing an increase in the structural (average) unemployment rate. However, this gain may be achieved at the cost of more variability in unemployment.

5 Conclusion

In this paper the effects of making unemployment benefits business cycle dependent have been shown to depend not only on an insurance effect but also a budget and an incentive (distortion) effect. The budget effect tends to make benefit levels pro-cyclical since there are higher benefit expenditures in bad times with high unemployment, and vice versa. Hence, counter-cyclical benefit levels can only arise if the incentive effects of unemployment benefits

are business cycle contingent. We have shown in a stylized business cycle model that if the benefit level distorts more in good than in bad times, this strengthens the argument for counter-cyclical benefit levels. It is an important implication that such a dependency is welfare improving (utilitarian) since it shifts utility for unemployed from good to bad times. Moreover, it tends to reduce structural (average) unemployment, but it may imply that the unemployment rate becomes more sensitive to the business cycle situation. The present analysis therefore shows that a business cycle dependent unemployment insurance system can provide better insurance without resulting in higher structural unemployment.

The preceding analysis considers a very stylized unemployment insurance scheme focussing entirely on the benefit level. In practice, it may be an equally important dimension of the unemployment insurance to make the benefit duration business cycle contingent. We conjecture that the case for such a business cycle dependency is qualitatively the same as the one found in this paper for the benefit level.

There are many possible extensions of the current analysis. First, we completely ignore aggregate demand effects of running a business cycle dependent policy. We conjecture that incorporation of this aspect will strengthen the case for having a state dependent policy. Second, the model used in this paper relies on a very stylized description of the business cycle and a somewhat rudimentary policy rule for diversification across states of nature. It would be interesting to extend the model in these two dimensions - something which we leave for future work.

Appendix A: Stationary debt levels

To see that this policy rule ensures stationary debt levels in all states, note that the primary budget balance now can be written

$$\begin{aligned} B_{BB} &= 0 \\ B_{BG} &= [b_G u_{GB} - \tau w(1 - u_{GB})] - [b_B u_{BG} - \tau w(1 - u_{BG})] \\ B_{GB} &= [b_B u_{BG} - \tau w(1 - u_{BG})] - [b_G u_{GB} - \tau w(1 - u_{GB})] \\ B_{GG} &= 0 \end{aligned}$$

implying

$$B_{BG} = -B_{GB}$$

i.e. if the public sector is running a budget deficit when a bad state of nature with high job separations ($B_{BG} < 0$) replaces a good state of nature with low job separations, then it will run a similar surplus when a good state of nature replaces a bad state of nature. In this way the scheme allows some risk diversification. To see that this is consistent with a stationary debt level in any state of nature, observe further that

$$\begin{aligned} \rho D_{GB} &= b_G u_{GB} - \tau w(1 - u_{GB}) - [b_B u_{BG} - \tau w(1 - u_{BG})] \\ &\quad + \pi [D_{GG} - D_{GB}] + (1 - \pi) [D_{BG} - D_{GB}] \\ \rho D_{BG} &= b_B u_{BG} - \tau w(1 - u_{BG}) - [b_G u_{GB} - \tau w(1 - u_{GB})] \\ &\quad + \pi [D_{BB} - D_{BG}] + (1 - \pi) [D_{GB} - D_{BG}] \end{aligned}$$

implying that

$$(\rho + \pi) [D_{GB} + D_{BG}] = \pi [D_{GG} + D_{BB}]$$

and since we have from the debt level equation for D_{GG} and D_{BB} that

$$(\rho + 1 - \pi) [D_{GG} + D_{BB}] = (1 - \pi) [D_{GB} + D_{BG}]$$

we can show that

$$\begin{aligned} D_{GB} + D_{BG} &= 0 \\ D_{GG} + D_{BB} &= 0. \end{aligned}$$

$$\begin{aligned} \rho D_{BB} &= b_B u_{BB} - \tau w(1 - u_{BB}) - T_{BB} + (1 - \pi) [D_{GB} - D_{BB}] \\ \rho D_{GB} &= b_G u_{GB} - \tau w(1 - u_{GB}) - T_{GB} + \pi [D_{GG} - D_{GB}] + (1 - \pi) [D_{BG} - D_{GB}] \end{aligned}$$

$$\begin{aligned}\rho D_{BB} &= b_B u_{BB} - \tau w(1 - u_{BB}) - T_{BB} + (1 - \pi) [D_{GB} - D_{BB}] \\ \rho D_{GB} &= b_G u_{GB} - \tau w(1 - u_{GB}) - T_{GB} + \pi [-D_{BB} - D_{GB}] - 2(1 - \pi) D_{GB}\end{aligned}$$

$$\begin{aligned}(\rho + 1 - \pi) D_{BB} &= (1 - \pi) D_{GB} \\ (\rho + \pi + 2(1 - \pi)) D_{GB} &= b_G u_{GB} - \tau w(1 - u_{GB}) - T_{GB} - \pi D_{BB}\end{aligned}$$

$$(\rho + \pi + 2(1 - \pi)) D_{GB} = b_G u_{GB} - \tau w(1 - u_{GB}) - T_{GB} - \pi \frac{1 - \pi}{\rho + 1 - \pi} D_{GB}$$

$$D_{GB} = \left[\rho + \pi + 2(1 - \pi) + \pi \frac{1 - \pi}{\rho + 1 - \pi} \right] [b_G u_{GB} - \tau w(1 - u_{GB}) - T_{GB}]^{-1}$$

Appendix B: One state model

In the one state case, we have that the model is summarized by

Value function employed	$\rho W^E = h(w(1 - \tau)) + e(1 - l) + p [W^U - W^E]$
Value function unemployed	$\rho W^U = g(b) + f(1 - s) + \alpha s [W^E - W^U]$
Search	$f'(1 - s) = \alpha [W^E - W^U]$
Inflow outflow	$0 = (1 - u)p - \alpha(\theta)su$
Job filling rate	$[\rho + p] \frac{k}{q} = 1 - \beta$
Budget balance	$(1 - u)\tau w = ub$

Note that the job-filling rate is found from (5), which in the one state case reads

$$\rho J^E = y - w - pJ^E$$

and using (7) we have

$$[\rho + p] \frac{k}{q} = 1 - \beta$$

This determines the job filling rate (q) and thus also the job finding rate (α). It follows straightforwardly that

$$\frac{\partial q}{\partial b} = \frac{\partial \alpha}{\partial b} = 0$$

and $\frac{\partial q}{\partial p} \frac{p}{q} = \frac{p}{\rho + p} \in [0, 1]$ and $\frac{\partial \alpha}{\partial p} \frac{p}{\alpha} < 0$.

Note for later reference that

$$\rho [W^E - W^U] = h(w(1 - \tau)) + e(1 - l) - [g(b) + f(1 - s)] + (p + \alpha s) [W^U - W^E]$$

and hence

$$[W^E - W^U] = \frac{h(w(1 - \tau)) + e(1 - l) - [g(b) + f(1 - s)]}{[\rho + p + \alpha s]} \quad (25)$$

From the inflow-outflow relation, we have

$$\frac{u}{1 - u} = \frac{p}{\alpha s} \quad (26)$$

Job separation

First consider the response of the unemployment rate to the job separation rate. From (26) we have

$$\frac{\partial u}{\partial p} = [1 - u]^2 \frac{1 - \left[\frac{\partial \alpha p}{\partial p \alpha} + \frac{\partial s p}{\partial p s} \right]}{s \alpha}$$

where $\frac{\partial \alpha p}{\partial p \alpha} < 0$ and $\frac{\partial s p}{\partial p s}$ is found from (17) implying

$$-f''(1 - s) \frac{\partial s}{\partial p} = [W^E - W^U] \frac{\partial \alpha}{\partial p} + \alpha \frac{\partial [W^E - W^U]}{\partial p}$$

and hence

$$\frac{\partial s p}{\partial p s} = \frac{1}{\epsilon(s)} \frac{1 - s}{s} \left[\frac{\partial \alpha p}{\partial p \alpha} + \frac{\partial [W^E - W^U]}{\partial p} \frac{p}{[W^E - W^U]} \right]$$

From (25) we have

$$\frac{\partial [W^E - W^U]}{\partial p} = \frac{f'(1 - s) \frac{\partial s}{\partial p}}{[\rho + p + \alpha s]} - \frac{\partial (p + \alpha s)}{\partial p} \frac{[W^E - W^U]}{\rho + p + \alpha s}$$

Hence

$$-f''(1 - s) \frac{\partial s}{\partial p} = \frac{f'(\cdot)}{\alpha} \frac{\partial \alpha}{\partial p} + f'(\cdot) \frac{\partial [W^E - W^U]}{\partial p} \frac{1}{[W^E - W^U]}$$

or

$$\frac{\partial s p}{\partial p s} = \frac{1}{\epsilon(s)} \frac{1 - s}{s} \left[\left[\frac{\rho + p}{\rho + p + \alpha s} \right] \frac{\partial \alpha p}{\partial p \alpha} - \frac{p}{\rho + p + \alpha s} \right] < 0$$

It follows now that $s \left[1 - \left[\frac{\partial \alpha p}{\partial p \alpha} + \frac{\partial s p}{\partial p s} \right] \right] > 0$ and hence $\frac{\partial u}{\partial p}$.

Note that

$$\begin{aligned}\frac{\partial}{\partial p} \Big|_s \left(\frac{\alpha}{[\rho + p + \alpha s]} \right) &= \frac{\frac{\partial \alpha}{\partial p} [\rho + p + \alpha s] - \alpha \left[1 + \frac{\partial \alpha}{\partial p} s \right]}{[\rho + p + \alpha s]^2} \\ &= \frac{\frac{\partial \alpha}{\partial p} [\rho + p] - \alpha}{[\rho + p + \alpha s]^2} < 0\end{aligned}$$

Benefits

From (26) it follows that

$$\frac{\partial u}{\partial b} \frac{b}{u} = \frac{-b}{s} \frac{\partial s}{\partial b} [1 - u]$$

i.e. the elasticity of unemployment wrt. the benefit level depends on the elasticity of search wrt. the benefit level times the employment rate. To find the latter, we have from the search equation (17) that

$$-f''() \frac{\partial s}{\partial b} = \alpha \frac{\partial [W^E - W^U]}{\partial b}$$

and hence

$$\frac{\partial s}{\partial b} \frac{b}{s} = \frac{\alpha b}{f''() [\rho + p + \alpha s] s} \left[h'() \frac{u}{1 - u} \frac{\partial \tau}{\partial b} \frac{b}{\tau} + g'(b) \right]$$

From the budget constraint we have

$$\frac{\partial \tau}{\partial b} = \frac{u}{1 - u} \frac{1}{w} + \frac{\frac{\partial u}{\partial b}}{(1 - u)^2} \frac{b}{w} > 0$$

or

$$\begin{aligned}\frac{\partial \tau}{\partial b} \frac{b}{\tau} &= 1 + \frac{\partial u}{\partial b} \frac{b}{u} \frac{1}{1 - u} \\ &= 1 - \frac{\partial s}{\partial b} \frac{b}{s}\end{aligned}$$

Hence,

$$\begin{aligned}\frac{\partial s}{\partial b} \frac{b}{s} &= \frac{\alpha b}{f''() [\rho + p + \alpha s] s} \left[h'() \frac{u}{1 - u} \left[1 + \frac{\partial u}{\partial b} \frac{b}{u} \frac{1}{1 - u} \right] + g'(b) \right] \\ &= \frac{\alpha b}{f''() [\rho + p + \alpha s] s} \left[h'() \frac{u}{1 - u} \left[1 - \frac{\partial s}{\partial b} \frac{b}{s} \right] + g'(b) \right]\end{aligned}$$

and

$$\frac{\partial s}{\partial b} \frac{b}{s} = \frac{\frac{\alpha b}{f''(\cdot)[\rho+p+\alpha s]s} \left[h'(\cdot) \frac{u}{1-u} + g'(b) \right]}{1 + \frac{\alpha b}{f''(\cdot)[\rho+p+\alpha s]s} h'(\cdot) \frac{u}{1-u}} < 0$$

The sign follows by noting that $1 + \frac{\alpha b}{f''(\cdot)[\rho+p+\alpha s]s} h'(\cdot) \frac{u}{1-u} > 0$ is required for stability. To see the latter, note that search is a decreasing function of the tax rate, and that the tax rate is a decreasing function of the search level. The former gives the chosen search level for a given tax rate, and the latter is giving the required search to balance the budget for a given tax rate.

Specifically we have from (22)

$$\frac{\partial s}{\partial \tau} \Big|_{\text{behaviour}} = \frac{\alpha h'(\cdot) w}{f''(\cdot) [\rho + p + \alpha s]} < 0$$

and

$$\tau = \frac{u}{1-u} \frac{b}{w} = \frac{p}{\alpha s} \frac{b}{w}$$

and hence

$$\frac{\partial \tau}{\partial s} \Big|_{\text{budget}} = \frac{-1}{s^2} \frac{p}{\alpha} \frac{b}{w} = \frac{-1}{s} \frac{u}{1-u} \frac{b}{w} < 0$$

Stability requires that the required search level exceeds the chosen search level for a tax rate below the equilibrium value, and vice versa, and this is ensured if

$$\frac{\partial s}{\partial \tau} \Big|_{\text{behaviour}} < \frac{\partial s}{\partial \tau} \Big|_{\text{budget}}$$

or

$$\frac{\alpha h'(\cdot) w}{f''(\cdot) [\rho + p + \alpha s]} < \frac{-1}{s} \frac{u}{1-u} \frac{b}{w}$$

and hence

$$\frac{\alpha h'(\cdot) b}{f''(\cdot) [\rho + p + \alpha s] s} \frac{u}{1-u} > -1$$

Appendix C: Proof of equilibrium to the two state model

Note that from (10) and (13), we have

$$\begin{aligned} \frac{m(1, \theta_B)}{(1 - u_B)} &= p_{BB} \\ \frac{m(1, \theta_G)}{(1 - u_G)} &= p_{GG} \end{aligned}$$

and hence

$$\frac{(1 - u_G) m(1, \theta_B)}{(1 - u_B) m(1, \theta_G)} = \frac{p_{BB}}{p_{GG}} \quad (27)$$

Since $\frac{p_{BB}}{p_{GG}} > 1$, it follows that a sufficient condition that $u_B > u_G$ is $\frac{m(1, \theta_B)}{m(1, \theta_G)} < 1$ or $\theta_B < \theta_G$.

From the value functions for a filled job (5) and (6), we have by use of $J_G^V = J_B^V = 0$ that

$$\rho J_B^E = y - w + \pi p_{BB}(-J_B^E) + (1 - \pi) \left[p_{GB}(-J_B^E) + (1 - p_{GB}) \left(\frac{q_B}{q_G} - 1 \right) J_B^E \right] \quad (28)$$

$$\rho J_G^E = y - w + \pi p_{GG}(-J_G^E) + (1 - \pi) \left[p_{BG}(-J_G^E) + (1 - p_{BG}) \left(\frac{q_G}{q_B} - 1 \right) J_G^E \right] \quad (29)$$

Hence

$$\begin{aligned} \left[\rho + \pi p_{BB} + (1 - \pi) \left[p_{GB} + (1 - p_{GB}) \left(1 - \frac{q_B}{q_G} \right) \right] \right] J_B^E &= y - w \\ \left[\rho + \pi p_{GG} + (1 - \pi) \left[p_{BG} + (1 - p_{BG}) \left(1 - \frac{q_G}{q_B} \right) \right] \right] J_G^E &= y - w \end{aligned}$$

and

$$\frac{\left[\rho + \pi p_{BB} + (1 - \pi) \left[1 - (1 - p_{GB}) \frac{q_B}{q_G} \right] \right]}{\left[\rho + \pi p_{GG} + (1 - \pi) \left[1 - (1 - p_{BG}) \frac{q_G}{q_B} \right] \right]} = \frac{J_G^E}{J_B^E} = \frac{q_B}{q_G} \quad (30)$$

where the last equality follows from (9).

Using (14) and (14) we have

$$\begin{aligned} 1 - p_{BG} &= \frac{(1 - u_B)}{(1 - u_G)} (1 - p_{BB}) \\ 1 - p_{GB} &= \frac{(1 - u_G)}{(1 - u_B)} (1 - p_{GG}) \end{aligned}$$

Implying that (30) can be written

$$\frac{\left[\rho + \pi p_{BB} + (1 - \pi) \left[1 - \frac{(1 - u_G)}{(1 - u_B)} (1 - p_{GG}) \frac{q_B}{q_G} \right] \right]}{\left[\rho + \pi p_{GG} + (1 - \pi) \left[1 - \frac{(1 - u_B)}{(1 - u_G)} (1 - p_{BB}) \frac{q_G}{q_B} \right] \right]} = \frac{q_B}{q_G}$$

and using (27) we get

$$\frac{\left[\rho + \pi p_{BB} + (1 - \pi) \left[1 - \frac{p_{BB}}{p_{GG}} \frac{m(1, \theta_G)}{m(1, \theta_B)} (1 - p_{GG}) \frac{q_B}{q_G} \right] \right]}{\left[\rho + \pi p_{GG} + (1 - \pi) \left[1 - \frac{p_{GG}}{p_{BB}} \frac{m(1, \theta_B)}{m(1, \theta_G)} (1 - p_{BB}) \frac{q_G}{q_B} \right] \right]} = \frac{q_B}{q_G} \quad (31)$$

We have that

$$\frac{q_B}{q_G} = \frac{m(\theta_B^{-1}, 1)}{m(\theta_G^{-1}, 1)} = \frac{\theta_B^{-\alpha}}{\theta_G^{-\alpha}} = \left[\frac{\theta_G}{\theta_B} \right]^\alpha$$

and

$$\frac{q_B}{q_G} \frac{m(1, \theta_G)}{m(1, \theta_B)} = \frac{m(\theta_B^{-1}, 1)}{m(\theta_G^{-1}, 1)} \frac{m(1, \theta_G)}{m(1, \theta_B)} = \frac{\theta_B^{-\alpha} \theta_G^{1-\alpha}}{\theta_G^{-\alpha} \theta_B^{1-\alpha}} = \frac{\theta_G}{\theta_B}$$

Condition (31) can now be written

$$\frac{\left[\rho + \pi p_{BB} + (1 - \pi) \left[1 - \frac{p_{BB}}{p_{GG}} (1 - p_{GG}) \frac{\theta_G}{\theta_B} \right] \right]}{\left[\rho + \pi p_{GG} + (1 - \pi) \left[1 - \frac{p_{GG}}{p_{BB}} (1 - p_{BB}) \frac{\theta_B}{\theta_G} \right] \right]} = \left[\frac{\theta_G}{\theta_B} \right]^\alpha \quad (32)$$

It is seen that the LHS of (32) is decreasing in $\frac{\theta_G}{\theta_B}$, and the RHS is increasing in $\frac{\theta_G}{\theta_B}$. It follows that there is a unique solution to $\frac{\theta_G}{\theta_B}$ from which all other variables can be found. To prove that $\frac{\theta_G}{\theta_B} > 1$, observe that for $\frac{\theta_G}{\theta_B} = 1$ we have that the RHS of (32) equals one, whereas the LHS is larger than one. Hence, it follows that $\frac{\theta_G}{\theta_B} > 1$. Note that this implies $\frac{q_G}{q_B} < 1$, and hence $u_G < u_B$.

References

- [1] Abraham, K.G. and J.C. Haltivanger (1995): “Real Wages over the Business Cycle”, *Journal of Economic Literature*, 33, 1215-1264.
- [2] Artis, M., H.-M. Krolzig and HJ. Toro (2004): “The European Business Cycle”, *Oxford Economic Papers*, 56, 1-44.
- [3] Andersen, T.M., and R. Dogonowski (2002): “The Public Budget as Social Insurance”, *Economica*, 69, 415-31.
- [4] Andersen, T.M., and M. Svarer (2008): “State Dependent Unemployment Benefits”, Working Paper.

- [5] Arulampalam, W. and M. Stewart (1995): “The Determinants of Individual Unemployment Duration in an Area of High Unemployment”, *Economic Journal*, 105,321-332.
- [6] Baily, M. (1978): “Some Aspects of Optimal Unemployment Insurance”, *Journal of Public Economics*, 10, 379-410.
- [7] Binmore, K., A. Rubenstein and A. Wolinsky (1986): “The Nash Bargaining Solution in Economic Modelling”, *Rand Journal of Economics*, 17, 176-188.
- [8] Bloemen, H. and E. Stancanelli (2005): “Financial Wealth, Consumption Smoothing and Income Shocks Arising from Job Losses”, *Economica*, 72, 431-52.
- [9] Borch, K. (1960): “The Safety Loading of Reinsurance Premiums”, *Skandinavisk Aktuarietidskrift*, 43, 162-184.
- [10] Bovenberg, L. A., M.I. Hansen, and P.B. Sørensen (2008): “Individual Savings Accounts for Social Insurance: Rationale and Alternative designs”, *International Tax and Public Finance*, 15, 67-86.
- [11] Chetty, R. (2008): “Moral Hazard versus Liquidity and Optimal Unemployment Insurance”, *Journal of Political Economy*, 116, 173-234.
- [12] Coles, M., and A. Masters (2007): “Re-entitlement Effects with Duration Dependent Unemployment Insurance in a Stochastic Matching Equilibrium”, *Journal of Economic Dynamics and Control*, 31, 2879-2898.
- [13] Committee on Ways and Means (2004): The 2004 Green Book Background Material and Data on Programs within the Jurisdiction of the Committee on Ways and Means. U.S. House of Representatives, 18th edition, <http://waysandmeans.house.gov/Documents.asp?section=813>.
- [14] Costain, J.S., and M. Reier (2005): “Stabilization versus Insurance: Welfare Effects of Procyclical Taxation under Incomplete Information”, Working Paper, Bank of Spain.
- [15] Elsby, M., B. Hobijn, and A. Sahin (2008): “Unemployment Dynamics in the OECD”, *NBER Working Paper 14617*.
- [16] Fredriksson, P., and B. Holmlund (2006): “Incentives in Unemployment Insurance: A Review of the Recent Literature”, *Journal of Economic*

Surveys, 20(3), 357-386.

- [17] Gordon, R and H.R. Varian (1988): “Intergenerational Risk Sharing”, *Journal of Public Economics*, 37, 185-202.
- [18] Gruber, J. (1997): “The Consumption Smoothing Effects of Unemployment Insurance”, *American Economic Review*, 87, 192-205.
- [19] Hairault, J., F. Langot and S. Osotimehin (2008): “Unemployment Dynamics and the Cost of Business Cycles”, *IZA Discussion Paper* 3840.
- [20] Hall, R. (2005): “Employment Fluctuations with Equilibrium Wage Stickiness”, *American Economic Review*, 95(1), 50-65.
- [21] Hall, R. and P. Milgrom (2008): “The Limited Influence of Unemployment on the Wage Bargain”, *American Economic Review*, 98(4), 1653-1674.
- [22] Hamilton, J.D. (1994): *Time Series Analysis*, Princeton University Press (Princeton).
- [23] Jurařda, S. and F.J. Tannery (2003): “Unemployment Durations and Extended Unemployment Benefits in Local Labour Markets”, *Industrial and Labor Relations Review*, 56(2), 324-348.
- [24] Kiley, M.T. (2003): “How Should Unemployment Benefits Respond to the Business Cycle?” *Topics in Economic Analysis and Policy*, 3, 1-20.
- [25] Lenz, R., and T. Tranæs (2005): “Job Search and Savings: Wealth Effects and Duration Dependence”, *Journal of Labour Economics*, 23(3), 467-490.
- [26] Messina, J, C. Strozzi and J. Turunen (2009): “Real Wages over the Business Cycle - OECD Evidence from the Time and Frequency Domains”, *European Central Bank Working Paper no. 1003*.
- [27] Moffit, R. (1985): “Unemployment Insurance and the Distribution of Unemployment Spells”, *Journal of Econometrics*, 28, 85-101.
- [28] Mortensen, D. and C. Pissarides (1994): “Job Creation and Job Destruction in the Theory of Unemployment”, *Review of Economic Studies*, 61, 397-416.
- [29] OECD (2009): *Economic Outlook - Interim report*. Paris.

- [30] Pissarides, C. (2000): *Equilibrium Unemployment Theory*, Second Edition, MIT Press.
- [31] Røed, K. and T. Zhang (2005): “Unemployment Duration and Economic Incentives - a Quasi Random-Assignment Approach”, *European Economic Review*, 49, 1799-825.
- [32] Sanchez, J. (2008): “Optimal State-Contingent Unemployment Insurance”, *Economics Letters*, 98(3), 348-357.
- [33] Shimer, R. (2005): “The Cyclical Behavior of Equilibrium Unemployment and Vacancies”, *American Economic Review*, 95(1), 25-49.
- [34] Shimer, R., (2009), Search Intensity, Working Paper.
- [35] Spilimbergo, A, S. Symansky, O. Blanchard and C. Cottarelli (2008): "Fiscal Policy for the Crisis", IMF Staff Position Note, December 29, 2008, www.imf.org
- [36] Van der Noord, P. (2000): “The Size and Role of Automatic Fiscal Stabilizers in the 1990s and Beyond”, *OECD Working paper 230*.
- [37] Varian, H. (1980): “Redistributive Taxation as Social Insurance”, *Journal of Public Economics*, 14:49–68, 1980. *Economics*, 23, 467-89.